

Dear Fresno State Musician,

This communication serves to inform you of the Fresno State Wind Band audition process and timeline for the coming semester. Please read all of this information carefully. Rehearsals will begin on Thursday, January 23, 2025. **THE LINKS TO OFFICIALLY REGISTER FOR AN AUDITION AND SUBMIT YOUR VIDEO ARE BELOW. PLEASE READ ON:**

As a reminder - **all Music Majors and Music Minors are required to perform in a major ensemble each semester.** Anyone who does not complete the audition process and achieve placement in a major ensemble will be required to forgo their individual lesson instruction for that semester. It is your responsibility to successfully and completely engage in the major ensemble audition process, which for the wind bands includes your audition packet (scales, chromatic, two etudes) and an in-person sight reading held on campus. **Should a student piece together their audition video with multiple clips and takes, that student will automatically be placed last chair on their instrument.**

Percussion Auditions will be live in the studio on Monday, January 13, 2025 from 4:30pm until 7:00pm. Percussionists all need to complete the GOOGLE FORM below. Please adhere to the schedule and process that Dr. Darling & Professor Gabrielson set up for you for the upcoming semester **but PERCUSSIONISTS MUST BE SURE TO COMPLETE THE GOOGLE FORM (see below) AS WELL.**
<https://forms.gle/x9AVejuHVA336vxL7>

Audition Packets - information and dates

The audition packets for both Symphonic Band and Wind Orchestra will be posted on our [website \(fresnostatebands.com\)](http://fresnostatebands.com) by **Thursday, January 02, 2025 at 11:59pm.** You should create a calendar notification to remind you to download the packet and begin preparations for the auditions. The packet will contain the following: Your notated, specified scales and chromatic (please note the articulation and rhythmic patterns), audition etude #1, audition etude #2. You should initiate a daily and organized preparation process to set yourself up for maximum success as these auditions are competitive.

The entire Audition Packet (scales, chromatic, etude #1, etude #2) must be recorded (following the instructions) on video and submitted through a google form by Monday, January 13, 2025 by 11:59pm. Please ensure you have optimized your recording by testing your device and recording in a room that both enhances your sound, as well as eliminates other sounds from your recording. You should plan to record and review your audition over several days to capture your best work. These videos will be proctored and reviewed as "blind auditions", meaning we will not know who you are while you are performing on your video. During your preparation, please focus on the following, in this order:

1. Tone - We focus on this the most.
2. Pitch - Intervallic, sustained, and large leaps. Beautiful tone and pitch highly separate players, particularly in the scales.
3. Musicality & Style - Do shape and nuance exist? Do you articulate the style correctly and with inflection?
4. Rhythmic/Articulation Accuracy - Poor rhythm fundamentally changes the intent of the music. Practice with a metronome - constantly!
5. Right Notes - They matter, and good players don't miss notes, but these other things matter more.

Be purposeful in your practice, record yourself early on, review what you are producing, and be discerning in your planned changes.

How do I officially register to perform an audition?

Access this Google Form link that **must be completed (ALL WIND & PERCUSSION PLAYERS)** to register for your official audition appointment:

<https://forms.gle/x9AVejuHVA336vxL7>

After completing an official google form registration, students' next step will be to prepare the audition music and create their audition video.

(CONTINUED ON NEXT PAGE)

Students should follow these procedures:

1. In order to continue the process of “Blind Auditions” an Audition Proctor will run a computer and play the sound from all auditions for Dr. Gilroy and Mr. McKeithen (and potentially other studio faculty) who will adjudicate all of the musicians. Only the Audition Proctor will know the names of the various student auditionees until the scores have been tabulated for each section of musicians.
2. Auditions must be recorded in video format. The video must include all of the music on the required audition sheet for each student’s instrument.
3. **Audition videos must be recorded all in one take with no editing** besides clipping the “dead space” at the beginning and ending of your audition. **The audition video must not last longer than 4 minutes.**
4. It is suggested that students set up a recording space making sure that the recording device is a couple of feet away from the playing position in order to get the best quality sound.

Things to note when recording:

1. **Do not talk at any point in the video!** This will help you remain anonymous to the adjudicators.
2. After you have finished recording, listen back and make sure the audio is clear and loud enough.
3. Make sure the environment that you choose is quiet and be sure to eliminate any background noise.
4. Make sure to take a small pause, no longer than 5 seconds, between the excerpts.

You finish recording, what next?

1. You did it! Give yourself a pat on the back.
2. Label the video in this format: **(Instrument Name - Last name, First name)** ex. *Flute-Smith, John*
3. Please upload the audition video to YouTube and email the unlisted link with the subject as (last name/ First name- instrument) to wind.orchestra@mail.fresnostate.edu
4. Make sure to have the audition in **Monday, January 13, 2025 by 11:59pm!**

*** NO AUDITION IS COMPLETE UNTIL BOTH THE VIDEO HAS BEEN SUBMITTED AND THE SIGHT READING APPOINTMENT HAS BEEN PLAYED IN PERSON. ***

Sight Reading - information and dates

On Tuesday, January 21, 2025, ALL AUDITIONEES must also perform a brief sight reading audition, IN PERSON, in the Music Building. This process will be the same as we used this past semester: essentially you will enter a room for a specified period of time where you will be able to review the sight reading piece. After that period, you will proceed into another room to perform the sight reading for the panelists, who will not be able to see who you are. Audition results will be posted on the evening of Tuesday, January 21, 2025 by 11:59pm. **If you do not attend the sight reading auditions, you will not be placed in wind band for the upcoming semester.** Please set this date in your calendar.


Steve and I are both extremely excited and anxious to get to make music with our students as early as we possibly can and we feel this audition process is the best path forward in achieving that goal. Please do your part by preparing your audition materials, diligently, and be ready to hit the ground running the first week of semester. **Good luck!** Gary

**The following pages contain all of the audition music for all instruments.
Good luck and don't forget to have FUN with this educational process!**


Please perform the audition without delay in the following order:
1) scales, 2) solo excerpt, 3) review sight reading (30 seconds)
and finally, 4) play sight reading.

Piccolo Audition Materials SET B


Eb Major



G Major



Sweetly ♩ = 104



Allegro ♩ = 120



molto rit.



Please perform the audition without delay in the following order:
1) scales, 2) solo excerpt, 3) review sight reading (30 seconds)
and finally, 4) play sight reading.

Flute Audition Materials SET B

G Major

Eb Major

Chromatic

Sweetly ♩ = 112

mp < *mf* < *f* *ff*

p *mf* *f* *ff*

f *mf* *mp* *p* *mp* *mf* *f* *ff* *f* rit.

Agressively ♩ = 108

mf *p* *pp* *mp* *ff* *mp* *ff*

mp *ff* *mp* *ff* *fff*

mp *f* *fff*

p *mf* *f* *ff* *fff* *mp*

Please perform the audition without delay in the following order:
1) scales, 2) solo excerpt, 3) review sight reading (30 seconds)
and finally, 4) play sight reading.

Oboe Audition Materials SET B

F Major

d melodic minor

Chromatic

Sweetly ♩ = 112

mp < *mf* < *f*

ff > *p* *mf*

f < *ff* *f* > *mf* > *mp* *p*

mp < *mf* < *f* < *ff* *f* > *mf* > *p* *pp*

Agressively ♩ = 108

mp < *ff* *mp* < *ff* *mp* < *ff*

> *mp* < *ff* < *fff* *mp*

f < *fff* *p*

mf < *f* < *ff* < *fff* > *mp*

Please perform the audition without delay in the following order:

- 1) scales, 2) solo excerpt, 3) review sight reading (30 seconds) and finally, 4) play sight reading.

Bassoon Audition Material SET B


D Major




c melodic minor




Chromatic




12/8



Sorrowfully ♩ = 92



mp < *mf* > *mp* < *mf* >



mp < *mf* < *f* < *ff* > *mp* < *mf* > *mp*




f > *mp* < *mf* < *f* < *mp* < *p* > *mf* < *p*


Funky ♩ = 108



f *mp* *f*



ff *mp* < *f* *ff* *fff* *mp* *sfz* < *f* *ff* *fff*



mp < *f* *ff*

Please perform the audition without delay in the following order:
1) scales, 2) solo excerpt, 3) review sight reading (30 seconds)
and finally, 4) play sight reading.

Clarinet Audition Materials SET B

C Major

A Major

Chromatic

with passion ♩ = 120

mp < > *mf* < > *mp* < > *f* < > *mp* < > *f*

mp *mf* *f* *mf* *f* *mf* *mp*

Dramatically ♩ = 108

f *mp* *f*

mp *f* *mp* *ff*

f *mf* *mp* *pp* *ff* *fff* *mf*

ff *fff* *f* *mf* *mp* *ff* *mf* *pp*

mf *pp* *mf* *p* *f* *sfz* *sfz* *ff*

Saxophone (all) Audition Material SET B

Please perform the audition without delay in the following order:

- 1) scales, 2) solo excerpt, 3) review sight reading (30 seconds)
- and finally, 4) play sight reading.

Db Major



G Major



Chromatic



Passionately ♩ = 120



mf > *mp* < *f* > *mp* < *f* > *mp*



Dramatically ♩ = 108



f *mp* *f* *mp* *f* *mp*



ff *f* *mf* *mp* *pp* *ff*



fff *mf* *ff* *fff* *f* *mf* *mp* *ff*



mf *pp* *mf* *pp* *mf*



p *f* *sfz* *sfz* *ff*



Trumpet Audition Materials SET B

Please perform the audition without delay in the following order:

- 1) scales, 2) solo excerpt, 3) review sight reading (30 seconds) and finally, 4) play sight reading.

B Major Eb Major



Two musical staves. The first staff is in B Major (three sharps) and 4/4 time, showing a scale from G4 to G5. The second staff is in Eb Major (three flats) and 4/4 time, showing a scale from G3 to G4.

Chromatic




A single musical staff in 12/8 time, showing a chromatic scale from G4 to G5.

Passionately ♩ = 78



Two musical staves. The first staff is in Eb Major and 4/4 time, starting with a melodic phrase. The second staff continues the melody.

mp *mf subito* *mp* *mf*



Two musical staves. The first staff has dynamic markings *mp*, *mf*, *f*, *mf*, *f*, *mf*, *f*. The second staff has dynamic markings *mf subito*, *mp*, *mf*.

mp *mf* *f* *mp* *f*




Two musical staves. The first staff has dynamic markings *mp*, *mf*, *f*. The second staff has dynamic markings *mp*, *f*.

rit. Agressively ♩ = 132



Two musical staves. The first staff is marked 'rit.' and has a triplet of eighth notes. The second staff is marked 'Agressively' and has a tempo of ♩ = 132. Dynamic markings include *mf*, *mp*, *mf*, *f*, *mf*, *ff*.

mf *f* *mf* *mp* *ff*



Two musical staves. The first staff has dynamic markings *mf*, *f*, *mf*, *mp*, *ff*.

f *mf* *ff* *mp* *ff* *fff*



Two musical staves. The first staff has dynamic markings *f*, *mf*, *ff*. The second staff has dynamic markings *mp*, *ff*, *fff*.

pp *f* *fp* *ff*



Two musical staves. The first staff has dynamic markings *pp*, *f*. The second staff has dynamic markings *fp*, *ff*.

mp *ff* *fp* *fff*



Two musical staves. The first staff has dynamic markings *mp*, *ff*. The second staff has dynamic markings *fp*, *fff*.

Horn in F Audition Materials SET B

Please perform the audition without delay in the following order:

- 1) scales, 2) solo excerpt, 3) review sight reading (30 seconds) and finally, 4) play sight reading.

A Major




Eb Major



Chromatic



Calmly ♩ = 88



Trombone/Euphonium (BC) Audition Materials SET B

Please perform the audition without delay in the following order:

- 1) scales,
 - 2) solo excerpt,
 - 3) review sight reading (30 seconds)
- and finally, 4) play sight reading.

Gb Major




E Major



Chromatic



Solemnly $\text{♩} = 98$



Agressively $\text{♩} = 108$



Trombone/Euphonium (TC) Audition Materials SET B

Please perform the audition without delay in the following order:

- 1) scales, 2) solo excerpt, 3) review sight reading (30 seconds) and finally, 4) play sight reading.

Ab Major (Gb concert) F# Major (E concert)



Chromatic



Solemnly ♩ = 98



Agressively ♩ = 108



Tuba Audition Material SET B

Please perform the audition without delay in the following order:
1) scales, 2) solo excerpt, 3) review sight reading (30 seconds)
and finally, 4) play sight reading.

f melodic minor

A Major

Musical notation for the first section, featuring two scales: f melodic minor and A Major. The notation is in bass clef with a 4/4 time signature. The first scale is in f melodic minor, and the second is in A Major. The piece concludes with a 12/8 time signature.

Chromatic

Musical notation for a chromatic scale, starting on B-flat and ascending to G. The notation is in bass clef with a 12/8 time signature.

Calmly ♩ = 72

Musical notation for a piece marked 'Calmly' with a tempo of ♩ = 72. The notation is in bass clef with a 4/4 time signature. It features a melodic line with dynamic markings: mp, mf, and f.

Musical notation for a piece with dynamic markings: pp, p, mp, f, mp, and rit. It includes articulation marks such as slurs and accents. The notation is in bass clef with a 4/4 time signature.

Musical notation for a piece with dynamic markings: pp, mp, and p. It includes articulation marks such as slurs and accents. The notation is in bass clef with a 4/4 time signature.

Mysteriously ♩ = 168

Musical notation for a piece marked 'Mysteriously' with a tempo of ♩ = 168. The notation is in bass clef with a 5/4 time signature. It features a melodic line with dynamic markings: mf and f.

Musical notation for a piece with dynamic markings: ff, p, f, p, and p. It includes articulation marks such as slurs and accents. The notation is in bass clef with a 5/4 time signature.

Musical notation for a piece with dynamic markings: f, mf, and f. It includes articulation marks such as slurs and accents. The notation is in bass clef with a 5/4 time signature.

Musical notation for a piece with dynamic markings: ff, p, f, ff, and f. It includes articulation marks such as slurs and accents. The notation is in bass clef with a 5/4 time signature.

Musical notation for a piece with dynamic markings: mp, p, and pp. It includes articulation marks such as slurs and accents. The notation is in bass clef with a 5/4 time signature.

Musical notation for a piece with dynamic markings: f and ff. It includes articulation marks such as slurs and accents. The notation is in bass clef with a 3/4 time signature.

Please perform the audition without delay in the following order:
 1) scales, 2) solo excerpt, 3) review sight reading (30 seconds)
 and finally, 4) play sight reading.

String Bass Audition Material SET B

F Major D Major

12/8

Calmly ♩ = 72

mp < > < > mf f pp < >

p < > mp ³ f

Mysteriously ♩ = 160

mf f

ff p f p

with bow to the end

p f

Fresno State Percussion Placement Auditions: Spring 2025
Symphony Orchestra, Wind Orchestra, Symphonic Band and
Percussion Ensemble.

Date: (Monday, January 13, 2025)

Time: 4:30pm – 7:00pm

Place: Percussion Studio (M132)

REQUIRED REPERTOIRE:

1. Xylophone: Appalachian Spring, Copland. Prepare as marked.
 2. Snare Drum: Symphony #10 (2nd Movement), Shostakovich [Reh '98' to end of movement]
 3. Timpani: *Symphonic Metamorphosis*, Hindemith. Start 5 measures after 'S' and stop at 'T'.
-

IMPORTANT:

I. AS PER DEPARTMENT OF MUSIC POLICY, ALL MAJORS WITH PERCUSSION AS THEIR INSTRUMENT WHO ARE ENROLLED IN LESSONS MUST AUDITION FOR AND BE AVAILABLE TO PERFORM IN WIND ORCHESTRA, SYMPHONY ORCHESTRA, AND SYMPHONIC BAND.

II. WHILE STUDENTS ARE EXPECTED TO CHOOSE A PREFERENCE ENSEMBLE (SYMPHONY ORCHESTRA OR WIND ORCHESTRA), ACTUAL PLACEMENT INTO AN ENSEMBLE IS BASED ON HOW HIGH ONE RANKS IN THE AUDITION.

III. IF A STUDENT DOES NOT RANK HIGH ENOUGH TO GET INTO THEIR CHOSEN ENSEMBLE, THEY WILL BE PLACED IN SYMPHONIC BAND OR PERCUSSION ENSEMBLE, AGAIN DEPENDING ON RANKING IN THE AUDITION.

IV. STUDENTS ENROLLED IN MARCHING BAND (Fall only) SHOULD REQUEST WIND ORCHESTRA AS BMB CONFLICTS WITH SYMPHONY ORCHESTRA

V. MUSIC MINORS MAY CHOOSE TO USE PERCUSSION ENSEMBLE AS THEIR PRIMARY ENSEMBLE.

VI. MUSIC HAS BEEN SENT TO ALL NEW AND RETURNING STUDIO MEMBERS AS AN ATTACHMENT.

VII. SIGHT READING ON SNARE DRUM AND MARIMBA WILL BE PART OF THE AUDITION

Good Luck!!

Dr. Darling & Prof. Gabrielson

Xylophone

Appalachian Spring

Copland

42 10 43 2

44 8 45 5 46 2

(strings) (piccolo)

47 10 48

(violins) f

1 2 3 4

Start $\delta = 92$

*) secco ff

ff

49 sf

She

50 f

Tacet to the end

*) secco = dry, short.

PAUL HINDEMITH
Symphonic Metamorphosis

Turandot, Scherzo

© Copyright 1945 Schott & Co., Ltd.

Moderato
F, A, D, F

rit. a tempo rit. a tempo rit.

A 4 5

a tempo **B** accel. 4 6 Lively Cello, Cb.

C 5 *p* *mp* B \flat

D B \flat to A 8 **E** 9 **F** 8 **G** 9 **H** 8

I 9 **J** B.D. 8 **K** B.D. 9 **L** 4 Brass *f*

M B \flat 5 *f* A 6


N 4 *f* **O** B \flat 5



P *tr* *ff* *C* *F to Eb* **Q** *G, Bb, C, Eb* *trb.* 8 13

R 15 **S** *tuba* *Soli with trbs., tba.* *mf*

Solo *ff*



T *A, C, D, F* 14 **U** 13 **V** 3 *Chimes* *B. D.* *Tom-tom* *mp*

mf *f*

W *p*

3 *Ab*

X 3 *S.D.* 3 *Tuba*

Y *tr* *ff*

Ab *ff*

Score 1=176 Symphony #10

Shostakovich

Mov. 2

(独奏)

97 10 98 Solo *f*

ff

99

ffff